

ANGLING SAFETY AND RULES 2024

CONTENTS

PAGE

GENERAL SAFETY INFORMATION	3
FISHING RULES AND IMPORTANT INFORMATION	4
ANY METHOD TROUT FISHING RULES	5
PIKE PERMIT RULES	6
CATCH AND RELEASE RULES (FLY FISHING AND SPINNING)	7
COARSE FISHING RULES	8
SAFETY RULES FOR BOAT ANGLERS AT KIELDER WATER	9
HINTS AND TIPS FOR TROUT FISHING	10

GENERAL SAFETY INFORMATION

For your comfort and safety, it is important that you read and follow the safety rules and guidance notes below when visiting and fishing our sites.

- Look out for and abide by any safety notices or warning signs – they are there to protect you.
- Wading to thigh depth is permitted except from dam walls and where “**No wading**” signs are displayed.
- Chest waders are permitted for warmth and comfort.
- To avoid slipping, please wear ankle supporting footwear with good grip and take extra care on dam walls and grassy banks.
- When the water level is low, avoid areas of soft ground and other hazards.
- Always check behind you before casting in case anyone is passing by. Keep rods and lines away from overhead power cables.
- In an electrical storm, cease fishing, put the rod down and move well away from it.
- Beware of adders (Britain’s only venomous snake); if you spot one, please leave it alone, they are harmless if left undisturbed.
- Waterside Parks Rangers reserve the right to cancel or suspend fishing due to adverse weather or any other safety consideration. Unauthorised swimming in all Northumbrian Water reservoirs is prohibited.
- The lighting of fires is not allowed.
- For the comfort and safety of all visitors to our sites dogs must be kept on a lead.
- Bio security please follow the clean check dry procedure as displayed on site.

FISHING RULES AND IMPORTANT INFORMATION

- All anglers aged 12 or over must be in possession of their own individual Environment Agency Rod License in addition to the fishery permit.
- Please familiarise yourself with our safety rules, these are available in this section on our website and displayed on site.
- Each angler must purchase a day permit before starting to fish and the purchase of a permit is acceptance of the fishery rules.
- Please make sure you familiarise yourself with all detailed angling rules for any method Trout, Coarse, Pike, Spinning and Catch and Release fishing permits. These can be found in this section of our website and displayed on site.
- Up to two children aged under 17 can fish for free on their parent, grandparent, or guardian's permit with a shared catch limit.
- Concessionary permits apply to the following: under 18s, those who are receiving the state pension, Blue Badge holders and those in receipt of Disability Living Allowance - evidence required.
- It is a criminal offence to take trout more than the permit catch limit; offenders will be prosecuted under the Theft Act.
- Anglers are required sign in and out and record their catch.
- When landing a trout, a landing net must be used at all times.
- When retaining fish for the table a priest must be always used.
- All coarse fish must be returned unharmed to the reservoir.
- No gutting of fish is allowed on-site.
- Litter and nylon waste must not be discarded, please use the bins provided or take it home.
- Brown trout season opens on the 22 March, closing on the 30 September, except Kielder and Derwent which is 1 May to 31 October.
- All wild brown trout under 9 inches (23cm) must be returned.
- Bank fishing times Monday to Sunday are from 8am (Kielder Water 6am) to 8pm or sunset (whichever is sooner).
- Waterside Parks Rangers reserve the right to inspect permits, tackle, and catches. Northumbrian Water reserves the right to change any rules or policy and to close part or all of any fisheries without notice or redress.

ANY METHOD TROUT FISHING RULES

Our any method trout fisheries allow you to use a variety of fishing techniques.

The most popular methods are bait fishing with either float or ledger rigs with a swim feeder, you can also spin with a variety of artificial spinners, spoons, and lures.

The most popular baits are worm, maggot, PowerBait and sweet corn. Whilst you can use and enjoy a variety of fishing techniques on our waters there are some that we do not allow. This is to ensure that on our waters we can offer equal opportunities to all anglers whilst retaining an ethical integrity common to our sport.


- All anglers over the age of 12 must have an Environment Agency Rod Licence. All anglers must have a landing net and priest.
- The use of live fish baits e.g., minnows is not allowed.
- When bait fishing with worms and Power Bait etc. the use of double and treble hooks is not allowed.
- The use of natural fish roe as a bait is not allowed.
- When bait fishing catch and release is not allowed.

- When bait fishing all stocked rainbow trout must be retained for the table.

Please note we reserve the right to inspect tackle review the current rules and effect any changes as required.

Any contravention of the rules may result in your permit being revoked.

Good luck and tight lines.



PIKE PERMIT RULES

- All anglers over the age of 12 must have an Environment Agency Rod Licence.
- Sea dead baits only
- Spinning with artificial barbless lures is allowed, lures must be for Pike and a minimum of 5 inches (13cm) in length.
- A wire trace is required.
- All hooks must be barbless or de-barbed.
- Unhooking mat.
- Forceps.
- No keep nets.
- Landing net.
- All fish to be returned promptly.
- Maximum of two rods per individual angler.
- Bank access, all areas except the nature reserve at the western end of the reservoir.
- All trout must be returned it is an offence to retain trout on this permit. For your comfort and safety please abide by all safety signs and make yourself aware of our general angling safety rules.

Please note we reserve the right to inspect tackle review the current rules and effect any changes as required.

Any contravention of the rules may result in your permit being revoked.

Good luck and tight lines.




CATCH AND RELEASE RULES: FLY FISHING AND SPINNING

- This permit has the option of taking two fish for the table.
- All fish retained for the table must be dispatched with a priest.
- When fly fishing or spinning on this permit barbless hooks, or standard hooks with the barbs removed or crushed must be used.
- When fly fishing or spinning on this permit play the fish firmly and get them to the net with minimum stress to the fish, this will ensure that they are not exhausted and will aid recovery.
- If possible do not handle the fish and unhook the fish in the water. When fly fishing and spinning on this permit only use knotless micromesh landing nets.
- When fly fishing or spinning on this permit anglers who have taken the two fish option must stop fishing once they have dispatched their second fish.
- All coarse fish that may be caught when using this permit including Pike and Perch must be returned unharmed.

Please note we reserve the right to inspect tackle review the current rules and effect any changes as required.

Any contravention of the rules may result in your permit being revoked.

Good luck and tight lines.



COARSE FISHING RULES

- All anglers over the age of 12 must have an Environment Agency Rod Licence.
- Barbless single hooks only maximum size 14.
- Spinning is not allowed on this permit.
- Anglers can use one rod at a time others may be set up and pointed away from the water.
- Fishing with two rods is not allowed.
- Please make sure all Landing and Keepnets are sanitised before use. Please do not overcrowd Keepnets especially during hot weather, any distressed fish must be returned immediately.
- Bank access, all areas except the nature reserve at the western end of the reservoir.
- All trout must be returned it is an offence to retain trout on this permit. For your comfort and safety please abide by all safety signs and make yourself familiar with our general angling and safety rules.

Please note we reserve the right to inspect tackle review the current rules and effect any changes as required.

Any contravention of the rules may result in your permit being revoked.

Good luck and tight lines.




SAFETY RULES FOR BOAT ANGLERS AT KIELDER WATER

- All persons in the boat must wear an approved life jacket. Life jackets must be worn over the top of all outdoor clothing. Northumbrian Water provides life jackets free of charge. Alternatively, if you wish to wear your own life jacket you may do so, providing it complies with British Standards and it has been approved by the duty ranger.
- Boats must contain a minimum of two people and a maximum of four. At least one person in the boat must be aged 18 years or over.
- There must be at least 2 adults (aged 17+) on the boat and no child younger than 8 years old and up to a maximum of 4 persons on the boat altogether.
- If conditions deteriorate whilst fishing and it is safe to do so, navigate back to the boat jetty. A 'follow me' procedure will take place if the duty ranger determines that the conditions are no longer suitable for boat fishing. If this happens, please follow the safety boat to a safe location. Waterside Parks Rangers reserve the right to suspend or cancel boat fishing due to adverse weather conditions or any other safety consideration.
- Whilst fishing from the boats or banks alcohol is not allowed.

Kielder Water is a large expanse of water which is very cold and deep with underwater obstructions. Weather conditions can change rapidly.

Health and safety is paramount; care and attention must be taken at all times.



HINTS AND TIPS FOR TROUT FISHING

- Fish the margins! Most natural feed in upland reservoirs is land born insects and often trout will patrol close to the bank. Before wading or casting to the horizon, try a few casts at short range, many good catches are taken this way. Use a free running ledger – a common mistake some bait anglers make is to tie the ledger weight or feeder directly to the main line. The result is lots of missed bites as the trout feel the resistance of the weight or feeder. A free running set up will result in more confident bites and a better catch rate. If you are not sure how to set this up please ask the ranger team and we will be pleased to help.
- Washing line. When fly fishing in ideal conditions and trout are feeding in the top few inches even no weighted flies can drop below the trout's field of vision. Placing a booby or muddler on the point will hold the flies at a constant depth. Keep on the move especially during very hot or cold weather. It is essential to keep moving to catch consistently. Travel light and spend no more than 30 mins in one area without success.
- Dry fly fishing. One method often overlooked by anglers is fishing dries 'blind' (when no fish can be seen rising) Often the only reason they cannot be seen is because there is simply no fly hatching.
- Try two different colours of PowerBait eggs on the same hook, this technique has been used very successfully over recent seasons. Try fishing a pink and yellow egg with a feeder this method has consistently taken limit catches when others have struggled.
- Depth can be crucial when spinning. Using a simple count down method can pay dividends. Start the retrieve immediately on the 1st cast then after a count of two on the 2nd and so on until the fish are located.
- Set the drag! Many trout are lost due to incorrectly set reel drag systems. It is also good practice to ensure your reel line and leader material is in good condition by replacing annually. Renewing weak line and leader material will avoid lost fish.